

Belted slip - flex



Incontinence severity

(involuntary loss of urine in 4 hours)



PREMIUM Dry flex

forma-care PREMIUM Dry flex is a highly absorbent and anatomically shaped incontinence with an air-permeable TBS outer film and an easy Flex belted fixation system around the waist.



Belted slip - flex

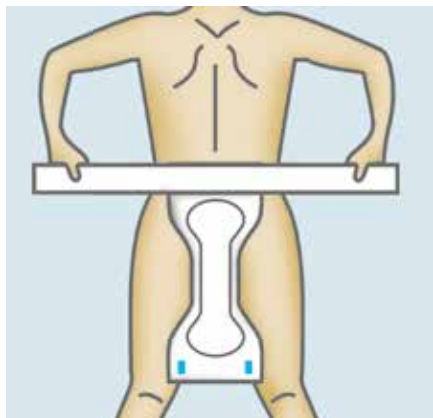


NPC	MPC	EAN code	Brand name	Colour code	Severity	Waist size	Weight in kg	Contents/ pack	ISO Absorbency in ml.
CFP1973	36007	4036978022573	forma-care flex PREMIUM - small plus			50 - 85 cm	6	25	1600
CFP1974	36008	4036978022597	forma-care flex PREMIUM - small super			50 - 85 cm	7,9	25	2000
CFP1980	36009	4036978022610	forma-care flex PREMIUM - small maxi			50 - 85 cm	7,6	22	2400
CFP1975	37001	4036978001561	forma-care flex PREMIUM - medium plus			70 - 115 cm	7,5	25	1900
CFP1977	37002	4036978022658	forma-care flex PREMIUM - medium super			70 - 115 cm	8,2	22	2400
CFP1981	37003	4036978022672	forma-care flex PREMIUM - medium maxi			70 - 115 cm	8,1	18	3000
CFP1976	37004	4036978001622	forma-care flex PREMIUM - large plus			85 - 135 cm	7,9	25	2000
CFP1978	37005	4036978022719	forma-care flex PREMIUM - large super			85 - 135 cm	7,6	18	2600
CFP1982	37006	4036978022733	forma-care flex PREMIUM - large maxi			85 - 135 cm	7,7	16	3500
CFP1979	37007	4036978022757	forma-care flex PREMIUM - x-large plus			100 - 155 cm	7,2	20	2400
CFP1983	37007-01	4036978022757	forma-care flex PREMIUM - extra large plus			100 - 155 cm	7,2	20	2400
CFP1984	37008	4036978022771	forma-care flex PREMIUM - x-large super			100 - 155 cm	7,7	16	3000
CFP1985	37009	4036978022795	forma-care flex PREMIUM - x-large maxi			100 - 155 cm	8,2	16	3800

PREMIUM



How to fit whilst standing



Fold the product along the center of the pad into the shape of a "ship", then peel off the protective film from the insert.

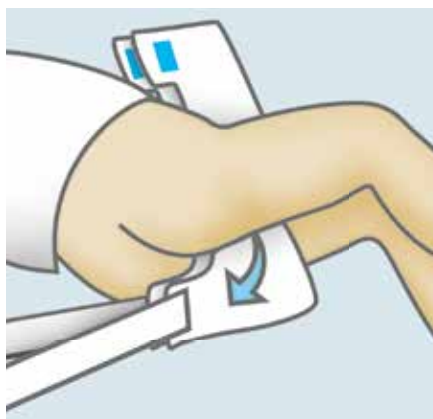


Place the insert with the adhesive side down into the underwear.

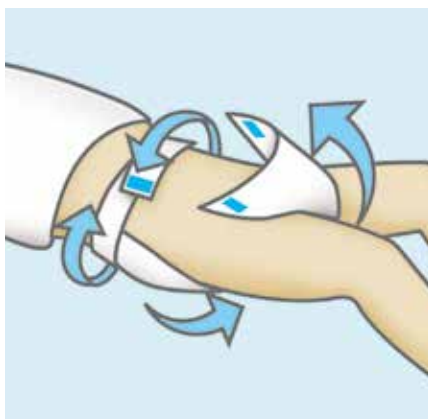


Pull up the underwear or net fixation pants to fit.

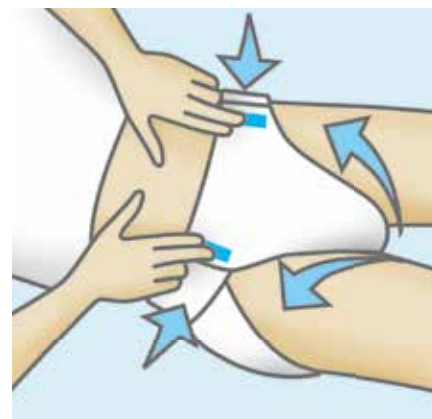
How to fit whilst lying down



Remove the protective strip so that the adhesive surface is released.



Fold the insert lengthwise to a small ship shape. Place the penis and testicles into the insert.



Pull up the underpants or fixation pants.

User Instructions:

- Never shake or wring out the products.
- Only fold or stretch the products, if the instructions for folding the „ship“ are given.
- Do not allow contact with pointed objects when using the products – do not puncture.
- Do not work with dirty or greasy hands or when using care products. Make sure that no grease is caught on the outer layer, the adhesive strip or the inside layer of the product.